

DARTH MALT

Recipe _____

THE WOOKIEE COOKIES

From the kitchen of _____



Time Requirement:



20 MINUTES

Ingredients:

1. Vanilla Ice Cream
2. Milk
3. Malted Milk Balls



Materials:

1. Measuring cup
2. Ice cream scooper
3. Rolling pin
4. Blender
5. Baggies



Create your own Recipe

Step 1:

Place 6 malted milk balls in a baggie. Use a rolling pin to crush the malted milk balls.

Step 2:

Pour 3 cups of milk and 8 scoops of ice cream into a blender.

Step 3:

Pour crushed malted milk balls into the blender.


Step 4:

Blend!


Step 5:

Pour into a cup and drink!

Name _____




Describe your recipe using five adjectives.





COLD



HOT



CREAMY




CHUNKY




SMOOTH




CRUNCHY




BROWN



WHITE



YUMMY



YUCKY